

CY 2013 PHYSICAL PLAN

BED NO. 2

Department/Agency: **PHILIPPINE PUBLIC SAFETY COLLEGE**

MAJOR FINAL OUTPUT (MFOs)/PROGRAMS, ACTIVITIES AND PROJECTS (PPAs)	PERFORMANCE INDICATORS (PIs)	PREVIOUS YEAR ACCOMPLISHMENTS (CY 2012)		CY 2013 PHYSICAL TARGETS	CY 2012 QUARTERLY PHYSICAL TARGETS				
		ACTUAL Jan.1- Oct 31	ESTIMATE Nov. 1-Dec 31		1 ST	2 ND	3 RD	4 TH	
		3			5				
1	2	3		4	5				
I. OPERATIONS Capability Building Program for PNP, BFP and BJMP MFO1 Continuous Education and Training of the Uniformed personnel of the PNP, BFP and other public safety agencies									
Program/Projects:									
1. Conduct of Mandatory and Technical Courses	No. of Classes Conducted	558	18	498 classes	100	140	140	118	
2. Community Partnership/ Extension Service Program - Strengthen Skills enhancement training for barangay public safety officers - Organize/participate in various community programs, projects and activities	No. of Activities Conducted	55	5	40	10	10	10	10	

Prepared By:

J.R.
EMLIE R. REGADO, MPSA
Chief, PRDS

Noted By:

Jayson Jay P. Ison
ATTY. JAYSON JAY P. ISON
Acting Budget Officer

Mylene G. Rondina
MYLENE G. RONDINA, MPSA
Director, BMS

Recommended By:

Ruben R. Platon
ATTY. RUBEN R. PLATON, PH.D.
President

MAJOR FINAL OUTPUT (MFOs)/PROGRAMS, ACTIVITIES AND PROJECTS (PPAs)	PERFORMANCE INDICATORS (PIs)	PREVIOUS YEAR ACCOMPLISHMENTS (CY 2012)		CY 2013 PHYSICAL TARGETS	CY 2012 QUARTERLY PHYSICAL TARGETS			
		ACTUAL Jan.1- Oct 31	ESTIMATE Nov. 1-Dec 31		1 ST	2 ND	3 RD	4 TH
1	2	3		4	5			
3. Curriculum Enhancement <ul style="list-style-type: none"> - Evaluate POIs through Client Satisfaction Feedback Survey - Conduct of Training Needs Analysis (TNA) to enhance the curriculum - Continue the formulation/preparation of Instructor's Session Guide - Printing and Publication of Instructor's Session Guide 	Client Satisfaction Rating % or number of ISG Prepared Number of ISG printed/published	81%	Completed the PSBRC ISG Completed ISG were printed for pilot testing	Completion of SLC and JLC ISG 100% printed for pilot testing	25%	50%	75%	100%
4. Faculty Enhancement <ul style="list-style-type: none"> - Conduct of Faculty Assessment through Computerized Evaluation System - Conduct of Faculty Evaluation and Rank Classification - Conduct of various faculty enhancement program 	% of faculty with at least VS Rating No. of faculty evaluated and given rank classification Number of faculty enhancement program conducted	90%		All new faculty 2 program		1		1

Prepared By:

Noted By:

Recommended By:

J.R.
EMELIE R. REGADO, MPSA
Chief, PRDS

Jayson Jay P. Ison
ATTY. JAYSON JAY P. ISON
Acting Budget Officer

Mylene G. Rondina
MYLENE G. RONDINA, MPSA
Director, BMS


Ruben R. Platon
ATTY. RUBEN R. PLATON, Ph D.
President

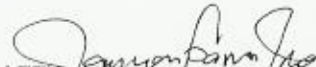
MAJOR FINAL OUTPUT (MFOs)/PROGRAMS, ACTIVITIES AND PROJECTS (PPAs)	PERFORMANCE INDICATORS (PIs)	PREVIOUS YEAR ACCOMPLISHMENTS (CY 2012)		CY 2013 PHYSICAL TARGETS	CY 2012 QUARTERLY PHYSICAL TARGETS				
		ACTUAL Jan.1- Oct 31	ESTIMATE Nov. 1-Dec 31		1 ST	2 ND	3 RD	4 TH	
1	2	3		4	5				
5. Provision and Maintenance of Training Facilities, Equipage and Supplies									
<ul style="list-style-type: none"> - Maintain/improve the training facilities, equipage and supplies - Provide adequate books, reference materials and other library holdings <p style="text-align: center;">MFO2 Degree Program in Public Safety Education</p>	Satisfaction Rating of students	65%							
1. Conduct of Degree Program in Public Safety Education	No. of classes conducted	32		32 classes	32	32	32	32	32
2. Community Partnership/ Extension Service Program	No. of activities conducted	30		20	5	5	5	5	5

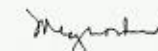
Prepared By:


Noted By:

Recommended By:


EMELIE R. REGADO, MPSA
Chief, PRDS



ATTY. JAYSON JAY P. ISON
Acting Budget Officer


MYLENE G. RONDINA, MPSA
Director, BMS


ATTY. RUBEN R. PLATON, Ph D.
President

MAJOR FINAL OUTPUT (MFOs)/PROGRAMS, ACTIVITIES AND PROJECTS (PPAs)	PERFORMANCE INDICATORS (PIs)	PREVIOUS YEAR ACCOMPLISHMENTS (CY 2012)		CY 2013 PHYSICAL TARGETS	CY 2012 QUARTERLY PHYSICAL TARGETS			
		ACTUAL Jan.1- Oct 31	ESTIMATE Nov. 1-Dec 31		1 ST	2 ND	3 RD	4 TH
1	2	3		4	5			
3. Curriculum Enhancement - Evaluate curricula and POIs through Client Satisfaction Feedback Survey (CSF) - Continue the formulation/preparation of Instructor's Session Guide	Client Satisfaction Rating % ISG prepared/formulated for BSPS	81%		25% of BSPS subjects with ISG			10%	25%
4. Faculty Enhancement - Conduct of Faculty Assessment through Computerized Evaluation System - Conduct of Faculty Evaluation and Rank Classification - Conduct of various faculty enhancement program	Satisfaction Rating % of faculty evaluated and ranked No. of enhancement program conducted	95% 100%		100% of faculty 1 per semester	100%	100%	100%	100%
5. Provision and Maintenance of Training Facilities, Equipage and Supplies - Evaluate the sufficiency and adequacy of training facilities and equipage through CSF - Maintain/improve the training facilities, equipage and supplies	Client Satisfaction Rating	65%						

Prepared By:



EMELIE R. REGADO, MPSA
Chief PRDS

Noted By:


ATTY. JAYSON JAY P. ISON
Acting Budget Officer


MYLENE G. RONDINA, MPSA
Director, BMS

Recommended By:



ATTY. RUBEN R. PLATON, PhD
President

MAJOR FINAL OUTPUT (MFOs)/PROGRAMS, ACTIVITIES AND PROJECTS (PPAs)	PERFORMANCE INDICATORS (PIs)	PREVIOUS YEAR ACCOMPLISHMENTS (CY 2012)		CY 2013 PHYSICAL TARGETS	CY 2012 QUARTERLY PHYSICAL TARGETS			
		ACTUAL Jan.1- Oct 31	ESTIMATE Nov. 1-Dec 31		1 ST	2 ND	3 RD	4 TH
1	2	3		4	5			
II. SUPPORT TO OPERATIONS								
1. Conduct of Institutional and Academic Researches	No. of institutional and academic researches conducted	140		140	25	35	35	45
2. Conduct of Client Satisfaction Feedback Survey (CSF) in all Constitutive Units and Regional Training Schools at least once a year	Client Satisfaction Rating			84%				84%
3. Updating of database of students and graduates	% of database of students updated and maintained	100%		100%		100%	100%	100%
III. GENERAL ADMINISTRATION AND SUPPORT								
1. Human Resource Management and Development	% of personnel provided with training	95%		80%	20%	20%	20%	20%
2. Gender and Development	No. of activities Conducted		100% based on GAD Plan and Budget	100% based on GAD Plan and Budget				
3. Organizational Development - Enhancement of Systems and Procedures - Compliance with the provision of transparency seal	No. of systems and procedures enhanced/implemented	8 systems and procedures implemented/enhanced		100% compliance				

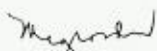
Prepared By:


Noted By:

Recommended By:


EMELIE R. REGADO, MPSA
Chief, PRDS


ATTY. JAYSON JAY P. ISON
Acting Budget Officer


MYLENE G. RONDINA, MPSA
Director, BMS



ATTY. RUBEN E. PLATON, Ph.D.
President

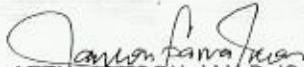
MAJOR FINAL OUTPUT (MFOs)/PROGRAMS, ACTIVITIES AND PROJECTS (PPAs)	PERFORMANCE INDICATORS (PIs)	PREVIOUS YEAR ACCOMPLISHMENTS (CY 2012)		CY 2013 PHYSICAL TARGETS	CY 2012 QUARTERLY PHYSICAL TARGETS			
		ACTUAL Jan.1- Oct 31	ESTIMATE Nov. 1-Dec 31		1 ST	2 ND	3 RD	4 TH
1	2	3		4	5			
4. Publication and Image Building - Publication of Reports, Newsletter, Flyers, Brochures, etc. - Conduct of community interrelations activities	No. of publications made	6		8		4		4
	No. of activities conducted							
5. Provision and maintenance of facilities, equipage and supplies	Percentage of facilities and equipage maintained	100%		100%				

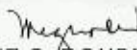
Prepared By:

Noted By:

Recommended By:


EMELIE R. REGADO, MPSA
Chief, PRDS


ATTY. JAYSON JAY P. ISON
Acting Budget Officer


MYLENE G. RONDINA, MPSA
Director, BMS


ATTY. RUBEN R. PLATON, Ph.D.
President