

MONTHLY REPORT OF DISBURSEMENT
FOR THE MONTH OF DECEMBER 2020

Department Agency: Philippine Public Safety College
Fund Code: 101

| PARTICULARS | CURRENT YEAR BUDGET | | | | | PRIOR YEAR'S ACCOUNTS PAYABLE | | | | | | | | | | CURRENT YEAR'S ACCOUNTS PAYABLE | | | | | SUB-TOTAL | TRUST LIABILITIES | | | GRAND TOTAL | | | | | REMARKS |
|-------------------------------------|----------------------|----------------------|-------|----|----------------------|-------------------------------|------|-------------------|---------------------|---------------------|----|------|-------|----|------------------|---------------------------------|--------------|-------|----|-------|-----------|-------------------|------|-------|-------------|-------|------------------|----------------------|--|---------|
| | PS | MOOE | F. I. | CD | TOTAL | PS | MOOE | F. I. | CD | Sub-Total | PS | MOOE | F. I. | CD | Sub-Total | PS | MOOE | F. I. | CD | TOTAL | | PS | MOOE | F. I. | CD | TOTAL | | | | |
| | 2 | 3 | 4 | 5 | 6=(2+3+4+5) | 7 | 8 | 9 | 10 | 11=(7+8+9+10) | 12 | 13 | 14 | 15 | 16=(12+13+14+15) | 17=(6+11+16) | 18=(9+17) | 19 | 20 | 21 | | 22=(19+20+21) | 23 | 24 | 25 | 26 | 27=(23+24+25+26) | 28 | | |
| Notice of Cash Allocation (NCA) | | | | | | | | | | | | | | | | | | | | | | | | | | | | | | |
| MDS Checks Issued | 2,621,757.12 | 4,523.65 | | | 2,626,280.77 | | | | | | | | | | | | 2,626,280.77 | | | | | | | | | | | 2,626,280.77 | | |
| Advice to Debit Account | 21,403,082.17 | 30,039,830.43 | | | 51,442,912.60 | | | | | | | | | | | | | | | | | | | | | | | | | |
| Working Fund (NCA Issued to BTr) | | | | | | | | | 8,160,350.99 | 8,160,350.99 | | | | | | | | | | | | | | | | | | | | |
| Tax Remittance Advice Issued (TRA) | 1,044,780.19 | 1,122,164.76 | | | 2,166,944.95 | | | 208,327.43 | 1,394,302.59 | 1,602,630.02 | | | | | | | | | | | | | | | | | | | | |
| Cash Disbursement Ceiling (CDC) | | | | | | | | | | | | | | | | | | | | | | | | | | | | | | |
| Non-Cash Availment Authority (NCAA) | | | | | | | | | | | | | | | | | | | | | | | | | | | | | | |
| Others (CD, BTr Docs Stamp, etc.) | | | | | | | | | | | | | | | | | | | | | | | | | | | | | | |
| Grand Total | 25,069,618.48 | 31,166,518.64 | | | 56,236,137.12 | | | 208,327.43 | 8,554,653.58 | 9,762,981.01 | | | | | 47,151.07 | | | | | | | | | | | | | 66,048,270.40 | | |

SUMMARY: Previous Report This month as of Date

| | Previous Report | This month | as of Date |
|----------------------------|-----------------|---------------|---------------|
| Total Disbursement Program | 44,247,215.58 | 23,259,802.00 | 67,507,117.58 |
| | - | 3,864,882.27 | 3,864,882.27 |
| | 44,247,215.58 | 19,395,019.73 | 63,642,235.31 |
| Less: Actual Disbursement | - | 62,276,695.43 | 62,276,695.43 |
| (Direct/Indirect Spending) | 44,247,215.58 | 42,891,662.70 | 1,385,632.98 |

| | | | |
|---|---------------|---------------|---------------|
| NCA for the Month | 44,247,215.58 | 23,259,802.00 | 67,507,117.58 |
| NCA received for Retiree | | | |
| Add: Canceled Checks | | | |
| Staled Checks | | | |
| Less: Notice of Transfer Allocations (NTA) Issued | | | |
| Total Disbursement Authorities Available | 44,247,215.58 | 23,259,802.00 | 67,507,117.58 |
| Less: Lapsed NCA | | 3,864,882.27 | 3,864,882.27 |
| Disbursements | | 62,276,695.43 | 62,276,695.43 |
| Balance of Disbursement Authorities as to date: | 44,247,215.58 | 42,891,662.70 | 1,385,632.98 |

Certified Correct:
OSCAR M. CARDELARIA
Chief Accountant

Recommend Approval:
MYLENE G. BENDINA, MPSA
Chief FMD

Approved By:
ALGEN RICARDO F. DE LEON (RET), Ph. D.
President, PPSA

MONTHLY REPORT OF DISBURSEMENT
FOR THE MONTH OF NOVEMBER 2020

Department Agency Philippine Public Safety College
Fund Code 101

| PARTICULARS | CURRENT YEAR BUDGET | | | | | PRIOR YEAR'S ACCOUNTS PAYABLE | | | | | | | | | | | SUB-TOTAL | TRUST LIABILITIES | | | GRAND TOTAL | | | | | | | | |
|-------------------------------------|----------------------|------|----------------------|----|---------------------|-------------------------------|--------------|---|---------------------|----------------------|---------------------------------|------------------|-------------------|----|------------------|------------|-------------------|-------------------|------|----|-------------|-------|----|------|----|----|------------------|-----------|----|
| | PS | MODE | F | CO | TOTAL | PRIOR YEAR'S ACCOUNTS PAYABLE | | | | | CURRENT YEAR'S ACCOUNTS PAYABLE | | | | | | | PS | MODE | F | CO | TOTAL | PS | MODE | F | CO | TOTAL | | |
| | | | | | | PS | MODE | F | CO | Sub-Total | PS | MODE | F | CO | Sub-Total | TOTAL | | | | | | | | | | | | 18(H+I+J) | 19 |
| 1 | 2 | 3 | 4 | 5 | 6=(2+3+4+5) | 7 | 8 | 9 | 10 | 11=(7+8+9+10) | 12 | 13 | 14 | 15 | 16=(12+13+14+15) | 17=(11+16) | 18(H+I+J) | 19 | 20 | 21 | 19+20 | 22 | 23 | 24 | 25 | 26 | 27=(22+23+24+25) | 28 | |
| Notice of Cash Allocation (NCA) | | | | | | | | | | | | | | | | | | | | | | | | | | | | | |
| MOS Checks issued | 550,883.51 | | 800,370.00 | | | 1,451,253.51 | | | | | | | | | | | | | | | | | | | | | | | |
| Advice to Debit Account | 17,871,836.60 | | 20,946,740.70 | | 3,542,131.96 | 42,362,509.26 | | | | | | | | | | | | | | | | | | | | | | | |
| Working Funds (NCA issued to BTr) | | | | | | | 3,622,926.57 | | 15,337,328.43 | 18,960,257.00 | 20,764.00 | 124,928.57 | | | | | | | | | | | | | | | | | |
| Tax Remittance Advice Issued (TRA) | 466,815.55 | | 1,143,541.22 | | | 1,630,356.77 | | | 962,735.83 | 2,378,271.60 | | | | | | | | | | | | | | | | | | | |
| Cash Disbursement Ceiling (CDC) | | | | | | | | | | | | | | | | | | | | | | | | | | | | | |
| Non-Cash Availment Authority (NCAA) | | | | | | | | | | | | | | | | | | | | | | | | | | | | | |
| Others (CDT, BTr Docs Stamp, etc.) | | | | | | | | | | | | | | | | | | | | | | | | | | | | | |
| Grand Total | 16,009,315.66 | | 22,882,651.92 | | 3,542,131.96 | 45,444,089.54 | | | 5,038,464.34 | 16,300,084.20 | 21,338,528.60 | 20,764.00 | 124,928.57 | | | | 145,662.57 | | | | | | | | | | | | |

SUMMARY

Previous Report This month as of Date


| | Previous Report | This month | as of Date |
|----------------------------|-----------------|---------------|----------------|
| Total Disbursement Program | 87,815,219.03 | 18,960,257.00 | 107,875,476.03 |
| Less: Actual Disbursement | - | 291,421.88 | 291,421.88 |
| Over/Shortfall Spending | 87,815,219.03 | 18,668,835.12 | 107,483,653.91 |

| | | | |
|---|---------------|---------------|----------------|
| NCA for the Month | 87,815,219.03 | 18,960,257.00 | 106,875,476.03 |
| NCA received for Reverses | | | |
| Add Canceled Checks | | 291,421.89 | 291,421.89 |
| Stated Checks | | | |
| TRA | | | |
| CDC | | | |
| NCAA | | | |
| Others (CDT, BTr Docs Stamp, etc.) | | | |
| Less: Notice of Transfer Allocation (NTA) issued | | | |
| Total Disbursement Authorities Available | 87,815,219.03 | 18,261,878.89 | 107,166,697.92 |
| Less: Lapsed NCA | | | |
| Disbursements | 62,910,682.34 | 62,910,682.34 | |
| Balance of Disbursement Authorities as to date | 87,815,219.03 | 43,868,003.45 | 44,247,216.58 |


Certified Correct


OSCAR N. SANDELARIA
Chief Accountant

Recommended Approval


MYLENE G. RONDINA, MPSA
Chief FWD

Approved By:


PLTGEN RICARDO F. DE LEON, (RET), PH. D.
President, PPSC

MONTHLY REPORT OF DISBURSEMENT
FOR THE MONTH OF OCTOBER 2020


Department Agency: Philippine Public Safety College
Fund Code: 101


| PARTICULARS | CURRENT YEAR BUDGET | | | | | PRIOR YEAR'S ACCOUNTS PAYABLE | | | | | | | | | | CURRENT YEAR'S ACCOUNTS PAYABLE | | | | | SUB-TOTAL | TRUST LIABILITIES | | | GRAND TOTAL | | | | | | | | | | | | | | | | | | | | |
|-------------------------------------|---------------------|------|----------------------|----|----------------------|-------------------------------|------|------|---------------------|--------------|----|------|----------------------|---------------|-----------|---------------------------------|------------|------|------|-------------------|-----------|-------------------|----|-------------------|-------------|----|----|----------------------|----|--|----------------------|--|--|--|---------------------|--|--|----------------------|--|--|--|----------------------|--|--|----------------------|
| | PS | MODE | F.I. | CO | TOTAL | PS | MODE | F.I. | CO | Sub-Total | PS | MODE | F.I. | CO | Sub-Total | TOTAL | PS | MODE | F.I. | CO | | TOTAL | | | | | | | | | | | | | | | | | | | | | | | |
| | 1 | 2 | 3 | 4 | 5 | 6 | 7 | 8 | 9 | 10 | 11 | 12 | 13 | 14 | 15 | 16 | 17 | 18 | 19 | 20 | | 21 | 22 | 23 | 24 | 25 | 26 | 27 | 28 | | | | | | | | | | | | | | | | |
| Notice of Cash Allocation (NCA) | | | | | | | | | | | | | | | | | | | | | | | | | | | | | | | | | | | | | | | | | | | | | |
| MDS Checks Issued | 1,172,263.14 | | 325,450.18 | | 1,497,733.33 | | | | | | | | | | | | | | | | | | | | | | | | | | | | | | | | | | | | | | | | |
| Advice to Debit Account | 5,397,998.52 | | 18,662,798.04 | | 24,060,797.56 | | | | | | | | | | | | | | | | | | | | | | | | | | | | | | | | | | | | | | | | |
| Working Fund (NCA issued to BTr) | | | | | | 5,510,445.48 | | | | 8,708,510.65 | | | | 14,218,956.11 | | | 499,174.00 | | | | | | | | | | | | | | | | | | | | | | | | | | | | |
| Tax Remittance Advice Issued (TRA) | 989,893.94 | | 1,059,167.86 | | 2,049,061.80 | | | | 115,656.18 | | | | 1,559,632.47 | | | 1,675,288.65 | | | | | | | | | | | | | | | | | | | | | | | | | | | | | |
| Cash Disbursement Ceiling (CDC) | | | | | | | | | | | | | | | | 1,675,288.65 | | | | | | | | | | | | | | | | | | | | | | | | | | | | | |
| Non-Cash Availment Authority (NCAA) | | | | | | | | | | | | | | | | | | | | | | | | | | | | | | | | | | | | | | | | | | | | | |
| Others (COT, BTr, Docs Stamp, etc.) | | | | | | | | | | | | | | | | | | | | | | | | | | | | | | | | | | | | | | | | | | | | | |
| Grand Total | 7,560,175.80 | | 20,047,417.00 | | 27,607,592.80 | | | | 5,626,101.64 | | | | 10,289,143.12 | | | 15,894,244.76 | | | | 499,174.00 | | | | 499,174.00 | | | | 15,393,418.76 | | | 44,001,011.45 | | | | 8,059,346.60 | | | 25,673,518.73 | | | | 10,289,143.12 | | | 44,001,011.45 |


SUMMARY: Previous Report, This month, as of Date

| | Previous Report | This month | as of Date |
|----------------------------|-----------------|----------------|----------------|
| Total Disbursement Program | 3,916,531.50 | 123,348,003.00 | 127,304,531.50 |
| | - | 857,348.53 | 857,348.53 |
| Less Actual Disbursement | - | 124,276,661.00 | 126,191,880.03 |
| Over/Under Spending | 3,916,531.50 | 83,989,682.53 | 97,814,624.03 |

| | | | |
|--|---------------|----------------|----------------|
| NCA for the Month | 3,916,531.50 | 123,348,003.00 | 127,304,531.50 |
| NCA received for Retiree | | | |
| Add Canceled Checks | | | |
| Staled Checks | 938,990.74 | | 938,990.74 |
| Total Disbursement Authorities Available | 3,916,531.50 | 124,326,993.74 | 128,243,522.24 |
| Less: Lapsed NCA | | 51,642.21 | 51,642.21 |
| Disbursements | 40,276,661.00 | 40,276,661.00 | |
| Balance of Disbursement Authorities as to date | 3,916,531.50 | 83,989,682.53 | 97,814,624.03 |

Certified Correct:

OSCAR M. CANDELARIA
Chief Accountant

Recommend Approval:

MYLENE G. RONDINA, MPSA
Chief, FMD

Approved By:

PLTGEN/RICARDO F. DE LEON, (RET), PH. D.
President, PPSC