

REPORT ON AGEING OF CASH ADVANCES
Schedule of Advances to Officers and Employees
as of December 31, 2015

AGENCY NAME: PHILIPPINE PUBLIC SAFETY COLLEGE
AGENCY CODE: D-2560

| NAME | DATE | PARTICULAR | REFERENCE | TOTAL AMOUNT | LESS THAN 30 DAYS | 31-65 DAYS | 61-365 DAYS | OVER 1 YEAR | REMARKS |
|--|--------------------------|---|-----------|-----------------------|----------------------|----------------------|----------------------|---------------------|---------|
| A. ADVANCES FOR SPECIAL PURPOSES | | | | | | | | | |
| 1. LOCAL TRAVEL | | | | 1,310,001.00 | 156,600.00 | 13,400.00 | 524,500.00 | 615,501.00 | |
| 2. FOREIGN TRAVEL | | | | | NONE | NONE | NONE | | |
| 3. SPECIAL ACTIVITIES | | | | | NONE | NONE | NONE | | |
| B. ADVANCES TO REGULAR DISBURSING OFFICERS | | | | | | | | | |
| 1. PAYROLL | JULY '15 to NOVEMBER '15 | HONORARIA/SALARIES/PAY AND ALLOWANCES OF CADETS | | 46,461,987.79 | 7,899,459.00 | 9,918,636.75 | 25,768,246.79 | 2,875,645.25 | |
| 2. SEMINAR/CONFERENCE | | | | | | | | | |
| 3. EXPENSES | | TRAINING EXPENSES | | 81,476,500.22 | 39,903,111.61 | 16,498,287.22 | 24,229,090.37 | 846,011.02 | |
| TOTAL: | | | | 129,248,489.01 | 47,959,170.61 | 26,430,323.97 | 50,521,837.16 | 4,337,157.27 | |


CERTIFIED CORRECT

APPROVED BY:


JIMENA R. PIGA
Chief Accounting Division


RICARDO B. DE LEON, PH.D
President, PPSC

VERIFIED BY:


RIZALEA U. LADINES
State Auditor

REPORT ON AGEING OF CASH ADVANCES
Schedule of Advances to Officers and Employees
as of November 15, 2015


AGENCY NAME: PHILIPPINE PUBLIC SAFETY COLLEGE
AGENCY CODE: D-2560

| NAME | DATE | PARTICULAR | REFERENCE | TOTAL AMOUNT | LESS THAN 30 DAYS | 31-65 DAYS | 61-365 DAYS | OVER 1 YEAR | REMARKS |
|--|-------------------------------|---|-----------|--------------------------------|-------------------------------|--------------------------------|----------------------|-------------------|---------|
| A. ADVANCES FOR SPECIAL PURPOSES | | | | | | | | | |
| 1. LOCAL TRAVEL | | | | 381,495.00 | | | | 381,495.00 | |
| 2. FOREIGN TRAVEL | | | | | NONE | NONE | NONE | | |
| 3. SPECIAL ACTIVITIES | | | | | NONE | NONE | NONE | | |
| B. ADVANCES TO REGULAR DISBURSING OFFICERS | | | | | | | | | |
| 1. PAYROLL | 1 JULY '15 to NOVEMBER '15 | HONORARIA/ SALARIES/ PAY AND ALLOWANCES OF CADETS | | 31,391,885.00 15,917,691.54 | 11,586,642.00 1,997,031.50 | 19,805,243.00 13,156,956.04 | 863,704.00 | | |
| 2. SEMINAR/CONFERENCE | | | | | | | | | |
| 3. EXPENSES | | TRAINING EXPENSE | | 52,329,811.55 | 24,022,823.49 | 8,619,085.84 | 19,17,608.22 | | |
| TOTAL: | | | | 100,020,589.09 | 37,606,496.99 | 41,481,284.88 | 20,551,312.22 | 381,495.00 | |

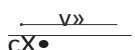
CERTIFIED CORRE

APPROVED BY:


SIMENA R. PIGA
Chief Accounting Division


RICARDO F. DE LEDN, PH.D
President, PPSC

VERIFIED BY:


RIZALEA ULADINGS
State Auditor IV

FY 2015 PHYSICAL PLAN

FF

Department Department of the Interior and Local Government
Agency Philippine Public Safety College
OPcrating Unh


| PARTICULARS | UACS CODE | CURRENT YEAR'S ACCOMPLISHMENT | | | PHYSICAL TARGETS (BUDGET YEAR) | | | | | VARIANCE | REMARKS |
|---|-----------|-------------------------------|-------------------------------|--------|--------------------------------|--|---------------|---------------|---------------|------------|--|
| | | Actual Jan. 1- Sept 30 | Estimate Oct 1- Dec. 31 | Total | Total | 1" Quarter | 2" Quarter | 3" Quarter | 4" Quarter | | |
| 1 | 2 | 3 | 4 | 5=3+4 | 6=7+8+9+10 | 7 | 8 | 9 | 10 | 11=6-5 | 12 |
| Part A | | | | | | | | | | | |
| 1. Operations | | | | | | | | | | | |
| MFO 1-Education and Training Services | | | | | | | | | | | |
| A. Implementation of Master Education and Training Program (METP) | | | | | | | | | | | |
| 1. Conduct of Mandatory and Specialized Training Courses | | 402 (u)«e» | 16Ocls | 562cls | 542classes | 125cls | 140cls | 140cls | 137cls | 199classes | Approved METP for FY 2014 higher by 9 classes as compared to approved METP for FY 2015 |
| a. Number of Uniformed Personnel Trained | | 19,638 | s,«o0 | 27,638 | 27,100 | 6,250 | 7,000 | 7,000 | 6,850 | 538 | |
| b. Percentage of trainees who rate the | | | 9116 | 9136 | 92•& onnuol target | CNF survey is conducted once a year per unit | | | | | |
| c. Percentage of training completed within specified time | | 100% | 10016 | 100*A | 100% | | | | | | |
| 2. Conduct of Degree Program in Public Safety | | | | | | Year-round continuing program | | | | | |
| a. Number of Students Educated | | 1,028 | 1,027 | 1,027 | 1,090 | | | | | | (63) |
| b. Percentage of Students who rate the educational course as satisfactory or better | | Tabulation is | 91% | 91% | 92% | | | | | | Decreases in the number of students due to resignation and turnover of cadets |

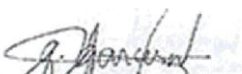
Prepared By:

In Coordination With:

Approved By:

ROSE ALEJAR
Planning Officer III


EMELIE R. GADO MPSA
Chief, PRD


QUENNIE Y. GARCERA
B Officer


MYLENE G. RONDINA, MPSA
Director, FMD


RICARDO F. DE LEON, Ph D.
President

Thank you for using www.freepdfconvert.com service!

Only two pages are converted. Please Sign Up to convert all pages.

<https://www.freepdfconvert.com/membership>